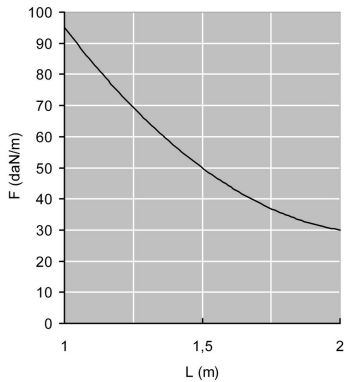

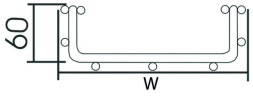


# I6VF

## Wire cable tray for heavy duty



Screen: 50x100 mm  
Thread: 4.50 mm

Standard finish

Stainless Steel 316

HD	Reference	↑ mm	↔ mm	→  ← mm	↔↔ mm	kg/m	📦	Stock	Unit
-	<b>I6VF60.050</b>	60	50		3000	0,690	30	X	M
-	<b>I6VF60.100</b>	60	97		3000	1,010	30	X	M
-	<b>I6VF60.200</b>	60	197		3000	1,263	30	X	M
-	<b>I6VF60.300</b>	60	297		3000	1,660	30	X	M
-	<b>I6VF60.400</b>	60	397		3000	2,040	30	X	M
-	<b>I6VF60.500</b>	60	497		3000	2,427	3	X	M

### LOAD DIAGRAM

Graph valid for I6VF60. This diagram illustrates the permissible uniformly distributed loads applied to multiple supports. They comply with IEC 61537 par 10.3.3 test type III with connection to 1/5 of the span.

F = max. admissible load (daN/m)

L = support distance (m)

Max. deflection (m) = L/100

Pickled and passivated.