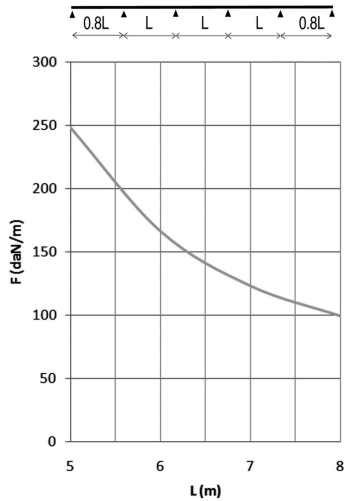



# KBWZ

## Cable ladder 150 with floor plate



Cable ladder for large support distances up to 8 metres  
Perforated C datarungs 41x21  
With floor plate

Usable inner height: 127 mm  
Rung distance: 300 mm

Reference	mm	mm	mm	mm	kg/m	Unit
<b>KBWZ200</b>	150	200		6000	9,447	M
<b>KBWZ300</b>	150	300		6000	8,604	M
<b>KBWZ400</b>	150	400		6000	11,360	M
<b>KBWZ500</b>	150	500		6000	12,316	M
<b>KBWZ600</b>	150	600		6000	13,272	M

### LOAD DIAGRAM

This diagram illustrates the permissible uniformly distributed horizontal loads applied to multiple supports. They comply with IEC 61537 with connection in the centre of the span and the end span = 0,8x the span.

F = max. admissible load (daN/m)

L = support distance (m)

Max. deflection (m) = L/200

### CHARACTERISTICS

- strong
- usable inner height 127 mm, ideal for large diameter cables
- no further coupling holes are required if the cable ladder is cut
- no joiners are required to attach accessories such as bends, tees etc.
- rungs are perforated to enable efficient attachment of cables
- partition (SLOS110) can be fixed to the cable ladder with a sliding nut (PNP06) and pan head bolt (RB6.20).

### TECHNICAL INFORMATION

Side walls are constructed from S profile with a return flange and are continuously perforated

- C-profile rungs are fixed at 300 mm intervals.
- rungs are mechanically attached to the side wall of the cable ladder.
- rungs are alternately placed with openings upwards and downwards.


### Fix with:



Flange nut (DIN 6923)  
RM



Round head square neck bolt (DIN 603)  
RBK



Joiner for KLZ  
KLZKP