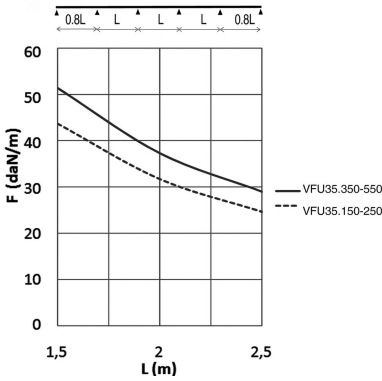
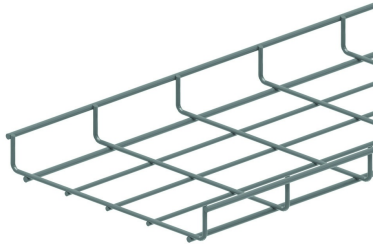


# VFU35

## Wire cable tray for heavy duty



Screen: 50 x 100 mm  
Wire: Ø 4.50 mm and 5.50 mm

Standard finish	Pre-galvanised
Optional finish	

Optional finish PE		Coating							
HD	Reference	↑ mm	↔ mm	→  ← mm	↔ mm	kg/m	📦	Stock	Unit
-	<b>VFU35.150</b>	35	148		3000	1,200	30		M
-	<b>VFU35.250</b>	35	248		3000	1,430	30		M
-	<b>VFU35.350</b>	35	348		3000	1,780	30		M
-	<b>VFU35.450</b>	35	448		3000	2,120	30		M
-	<b>VFU35.550</b>	35	548		3000	2,470	30		M
-	<b>ZAVFU35.150</b>	35	150		3000	1,2	30		M
-	<b>ZAVFU35.250</b>	35	250		3000	1,43	30		M
-	<b>ZAVFU35.350</b>	35	350		3000	1,78	30		M
-	<b>ZAVFU35.450</b>	35	450		3000	2,12	30		M
-	<b>ZAVFU35.550</b>	35	550		3000	2,47	30		M


### LOAD DIAGRAM

This diagram illustrates the permissible uniformly distributed loads applied to multiple supports. They comply with IEC 61537 with connection to 1/5 of the span and the end span = 0,8x the span. When the joint is situated in the centre of the span, a reduction of 0,7x the admissible load is to be taken into account.

F = max. admissible load (daN/m)  
L = support distance (m)  
Max. deflection (m) = L/100

Usable inside height: outside height - 9mm  
Usable inside width: outside width - 17mm

### Fix with:



Snap quick-joiner for VFU(L)35 KPVFL35  
Joining clamp VFK