


VFU85

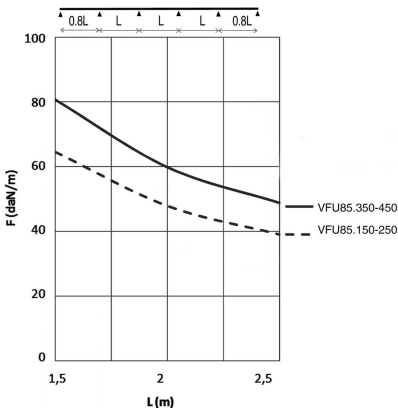
Wire cable tray for heavy duty



Screen: 50 x 100 mm
Wire: Ø 4.50 mm and 5.50 mm

Standard finish	Pre-galvanised
Optional finish	
Optional finish PE	Coating

HD	Reference	↑ mm	↔ mm	→ ← mm	↔ mm	kg/m	📦	Stock	Unit
-	VFU85.150	85	148		3000	1,430	30		M
-	VFU85.250	85	248		3000	1,780	30		M
-	VFU85.350	85	348		3000	2,120	30		M
-	VFU85.450	85	448		3000	2,470	30		M
-	ZAVFU85.150	85	150		3000	1,43	30		M
-	ZAVFU85.250	85	250		3000	1,78	30		M
-	ZAVFU85.350	85	350		3000	2,12	30		M
-	ZAVFU85.450	85	450		3000	2,47	30		M




LOAD DIAGRAM

This diagram illustrates the permissible uniformly distributed loads applied to multiple supports. They comply with IEC 61537 with connection to 1/5 of the span and the end span = 0,8x the span. When the joint is situated in the centre of the span, a reduction of 0,7x the admissible load is to be taken into account.

F = max. admissible load (daN/m)
L = support distance (m)
Max. deflection (m) = L/100

Usable inside height: outside height - 9mm
Usable inside width: outside width - 17mm

Fix with:



Snap-on joiner for VFU(L)
KPVF

Joining clamp VFK