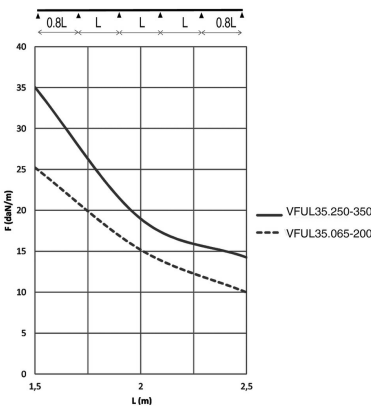
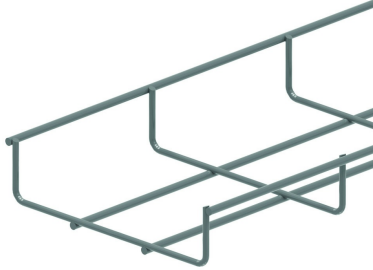
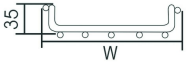


VFUL35

Wire cable tray



Screen: 50 x 100 mm
 Cross-wire: Ø 3.50 mm
 Lengthwise wire: Ø 4.50 mm

Standard finish	Pre-galvanised
Optional finish	
Optional finish PE	Coating

HD	Reference	↑ mm	↔ mm	→ ← mm	↔ mm	kg/m	📦	Stock	Unit
-	VFUL30.065	30	65		3000	0,530	15	X	M
-	VFUL35.100	35	95		3000	0,570	30	X	M
-	VFUL35.150	35	146		3000	0,830	30	X	M
-	VFUL35.200	35	196		3000	0,870	30	X	M
-	VFUL35.250	35	245		3000	1,030	30	X	M
-	VFUL35.350	35	345		3000	1,330	30	X	M
-	ZAVFUL30.065	30	65		3000	0,530	15		M
-	ZAVFUL35.100	35	95		3000	0,570	30		M
-	ZAVFUL35.150	35	146		3000	0,830	30		M
-	ZAVFUL35.200	35	196		3000	0,870	30		M
-	ZAVFUL35.250	35	246		3000	1,03	30		M
-	ZAVFUL35.350	35	346		3000	1,330	30		M

LOAD DIAGRAM


This diagram illustrates the permissible uniformly distributed loads applied to multiple supports. They comply with IEC 61537 with connection to 1/5 of the span and the end span = 0,8x the span. When the joint is situated in the centre of the span, a reduction of 0,7x the admissible load is to be taken into account.

F = max. admissible load (daN/m)
 L = support distance (m)
 Max. deflection (m) = L/100

VFUL30.065 coupling only with VFK.
 Our VFUL35 wire cable tray is now available in zinc aluminum (ZA). This coating offers at least as much corrosion resistance as the standard hot-dip galvanizing process.
 Zinc aluminum (ZA) is identified with a small plate.

Usable inside height: outside height - 7mm
 Usable inside width: outside width - 15mm

Fix with:



Snap quick-joiner for VFU(L)35
 KPVFL35

Joining clamp VFK